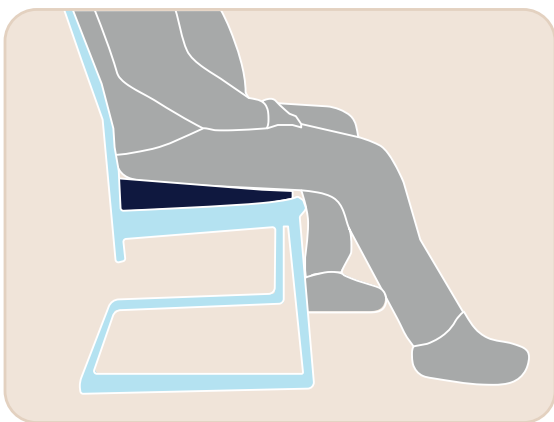




Application of the arthrodesis seat cushion:

Handle for easy carrying

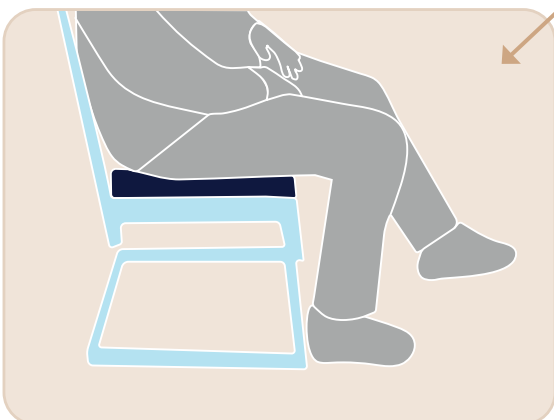


Right hip/knee handicapped:

Place the cushion on the surface of the wheelchair or seat with the handle facing to the left. Please also note the respective imprint on the front of the cushion.



The arthrodesis seat cushion can easily be turned to use the other side.



Left hip/knee handicapped:

Place the cushion on the surface of the wheelchair or seat with the handle facing backwards. Please also note the respective imprint on the front of the cushion.

