

ORTHO support[®]

The medical sleeping system

Comfort to feel good

The perfect mattress for your bed.

Funke
Medical



ORTHO support®

Comfort to feel good

The Ortho Support® sleep systems provide exceptional pressure relief, adapting perfectly to the natural contours of your body and delivering targeted support to sensitive pressure points.

Because your body lies more calmly and relaxed, spontaneous movements throughout the night are noticeably reduced. This promotes longer periods of uninterrupted deep sleep, enabling effective physical regeneration. The result: a clearly more refreshed, energised awakening each morning.




Features

- Super-Dry-Cover: removable via zipper, washable up to 60°C, breathable
- Mesh³-Climate-Control-Cover for optimal air circulation
- Ventilation systems ensures a particularly breathable anatomic-layer (*middle plate*)
- Basic support layer (*bottom plate*) for stable support
- Ventilation system for an optimal microclimate
- Suitable for adjustable bed frames

Technical data


- All foams and fabrics comply with Oekotex-Standard 100
- Suitable for allergy sufferers
- Mattress height: 15 cm (*XL version: 18 cm*)
- 5 years guarantee (*applies to functional properties of the mattress core*)




ORTHO support® basic

The top plate consists of a **super-soft layer**. This layer stabilises your lying position and supports a more restful sleep.

5 years guarantee*



ORTHO support® xl 250



Special Features

- Super-soft layer (top plate)
- Body weight: 20–120 kg (XL version: 40–250 kg)

XL version

The Ortho Support® basic mattress is also available in an XL version. With a height of 18 cm, they offer an ideal balance of comfort and stability. Thanks to their reinforced core, the XL models are suitable for higher body weights (40–250 kg) and reliably retain their shape over time, preventing premature sagging — even under regular or increased load.

Sizes

(width x length x height)

Sizes	Item No.
90 x 200 x 15 cm	1074090200
90 x 200 x 18 cm	XL25009020
100 x 200 x 15 cm	1074100200
100 x 200 x 18 cm	XL25010020
120 x 200 x 15 cm	1074120200
120 x 200 x 18 cm	XL25012020
140 x 200 x 15 cm	1074140200
140 x 200 x 18 cm	XL25014020
160 x 200 x 15 cm	1074160200
160 x 200 x 18 cm	XL25016020

Other sizes available on request.

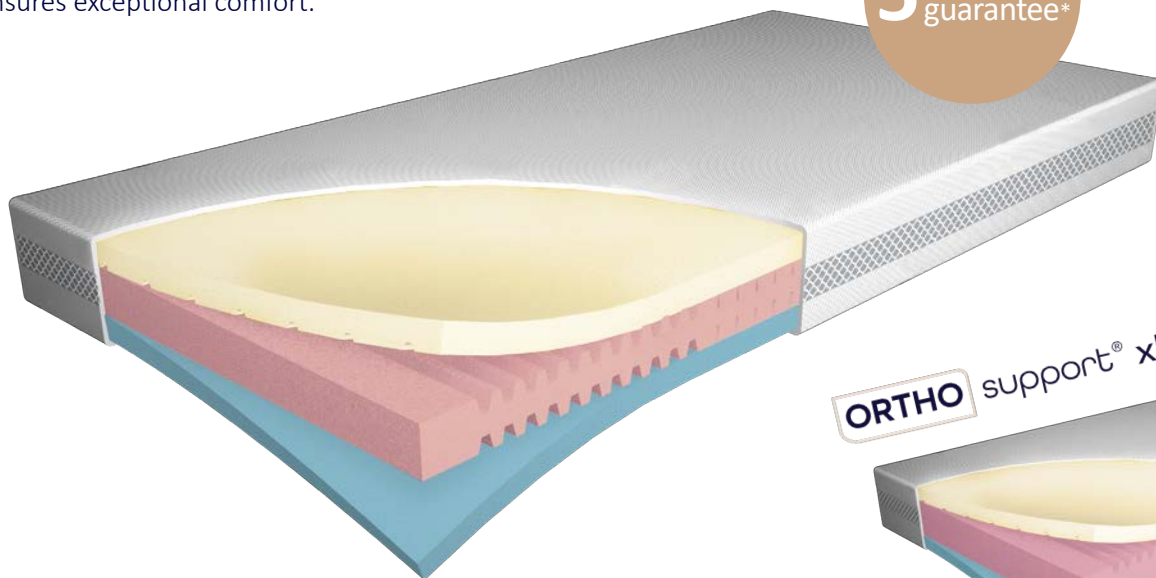
*Guarantee applies to functional properties of the mattress core.




ORTHO support® basic visco

The top plate is made of **memory foam**. The viscoelastic foam adapts perfectly to the individual bodyshape and ensures exceptional comfort.

5 years
guarantee*



ORTHO support® xl 250 visco



Special Features

- Memory foam (top plate)
- Body weight: 20–120 kg (XL version: 40–250 kg)

XL version

The Ortho Support® basic visco mattress is also available in an XL version. With a height of 18 cm, they offer an ideal balance of comfort and stability. Thanks to their reinforced core, the XL models are suitable for higher body weights (40–250 kg) and reliably retain their shape over time, preventing premature sagging — even under regular or increased load.

Sizes


(width x length x height)

90 x 200 x 15 cm	1094090200
90 x 200 x 18 cm	XL25V09020
100 x 200 x 15 cm	1094100200
100 x 200 x 18 cm	XL25V10020
120 x 200 x 15 cm	1094120200
120 x 200 x 18 cm	XL25V12020
140 x 200 x 15 cm	1094140200
140 x 200 x 18 cm	XL25V14020
160 x 200 x 15 cm	1094160200
160 x 200 x 18 cm	XL25V16020

Item No.

Other sizes available on request.


*Guarantee applies to functional properties of the mattress core.




ORTHO support® basic gel

The top plate is made of **Geltouch® foam**. The foam has a cooling effect. This prevents heat accumulation and regulates the microclimate.

5 years
guarantee*



ORTHO support® xl 250 gel



Special Features

- Geltouch® foam (top plate)
- Body weight: 20–120 kg (XL version: 40–250 kg)

XL version

The Ortho Support® basic gel mattress is also available in an XL version. With a height of 18 cm, they offer an ideal balance of comfort and stability. Thanks to their reinforced core, the XL models are suitable for higher body weights (40–250 kg) and reliably retain their shape over time, preventing premature sagging — even under regular or increased load.

Sizes

(width x length x height)

Sizes	Item No.
90 x 200 x 15 cm	1084090200
90 x 200 x 18 cm	XL25G09020
100 x 200 x 15 cm	1084100200
100 x 200 x 18 cm	XL25G10020
120 x 200 x 15 cm	1084120200
120 x 200 x 18 cm	XL25G12020
140 x 200 x 15 cm	1084140200
140 x 200 x 18 cm	XL25G14020
160 x 200 x 15 cm	1084160200
160 x 200 x 18 cm	XL25G16020

Other sizes available on request.

*Guarantee applies to functional properties of the mattress core.

Interested?

The Ortho Support® mattresses can be ordered by email (info@funke-medical.de).

If you are interested or have any questions about these or other products, please do not hesitate to contact us by phone or email.



Funke Medical GmbH
Ährenfeld 10
46348 Raesfeld
Germany

Phone: +49 (0)2865 – 266 93 50
Fax: +49 (0)2865 – 81 33
Email: info@funke-medical.de
www.funke-medical.de